



**PUBLISHED:** February 2025  
**REVISED:** N/A  
**EXPIRATION:** February 2027

**PRODUCT(s):** Aluminum Siding

**REPORT HOLDER:** Clickclad

**CONTACT DETAILS:** 1270 West 134 St.  
Gardena, CA 90247  
USA

**CSI DIVISIONS:** 07 00 00 – Thermal and Moisture Protection

**CSI SECTION:** 07 46 00 – Siding  
07 46 16 – Aluminum Siding

**APPLICABLE CODES:** 2024 International Building Code (IBC)  
2024 International Residential Code (IRC)  
2022 California Building Code (CBC)  
2022 California Residential Code (CRC)

**EVALUATED:** Transverse Wind Load  
Non-Combustibility



[www.qai.org](http://www.qai.org)

QAI LABORATORIES

LOS ANGELES | TULSA | MIAMI | TORONTO | VANCOUVER | SEOUL | SHANGHAI



# CODE EVALUATION REPORT

## 1.0 APPROVED FOR FOLLOWING:

APPROVED TYPES OF CONSTRUCTION:	Types I-V/B
APPROVED USE:	Exterior Cladding Interior Applications
APPROVED INSTALLATIONS:	Exterior cladding on bearing and non-load bearing exterior walls. Interior finish.

## 2.0 DESCRIPTION:

### 2.1 General:

Clickclad Aluminum Siding is a non-load bearing cladding element approved for use in exterior and interior applications. Clickclad Aluminum Siding complies with the 2024 IBC Section 1403.5.1 and the 2024 IRC Section R703.3 based on compliance with AAMA 1402.

Clickclad is classified as a non-combustible in accordance with Section 703.3.1 of the 2024 IBC evaluated in accordance with ASTM E136 with a flame spread of less than 50. Where used in Types I-IV construction, installation shall be in accordance with Section 4.2 of this report.

Clickclad Aluminum Siding is intended for installation over structural sheathing materials listed in Section 2304.6 of the 2024 IBC or Section R604 of the 2024 IRC or non-structural sheathing as outlined in 2024 IRC Section R703.15.1. Installation shall include a water-resistive barrier complying with Section 1403 of the 2024 IBC or R703 of the 2024 IRC as appropriate.

Clickclad Aluminum Siding complies for as an aluminum cladding in accordance with the 2022 California Building Code (CBC) and 2022 California Residential Code (CRC), including areas prone to wildfire. See Section 10.0 of this report for additional details.

### 2.2 Clickclad Aluminum Siding:

Clickclad Aluminum Siding is 1.4mm thick (0.05in) and manufactured out of 6063 aluminum and comes in various profiles as shown in Section 9 and lengths up to 12 feet. Clickclad Aluminum Siding can come in a variety of powder coated surface finishes.

Clickclad Aluminum Siding has a Class A interior finish rating when evaluated in accordance with ASTM E84.



## 2.3 Clickclad Click Rail:

The Click rail comes in two heights, is 2.5mm thick and manufactured out of 6063 aluminum. See Section 9.2 for profiles of the Click Rail products.

## 3.0 DESIGN:

Clickclad Aluminum Siding is exterior cladding products for installation over code complying wall framing, and sheathing including an approved water resistive barrier. Use of Clickclad Aluminum Siding does not require professional design but anchorage of the Click Rail to the underlying structure shall be considered in applications where wind-resistance requirements determined in accordance with the applicable code are within the limits as outlined in Section 8.1 of this report for installations described.

Clickclad Aluminum Siding must be installed on a substrate intended to withstand the positive and negative design wind loads. The substrate must be covered with an approved water-resistive barrier where required by code. See Section 8.1 for allowable static loads.

## 4.0 INSTALLATIONS:

### 4.1 General:

Installation of Clickclad Aluminum Siding products must comply with the manufacturer's published installation instructions, this report, and the applicable code(s). Where differences are found between documents, this report and the applicable building code shall be followed. The manufacturer's published installation instructions must be available at the jobsite at all times during installation.

Installation of Clickclad Aluminum siding must comply with the prescriptive requirements of Section 1404.12 of the 2024 IBC or Sections R703.3 and Table R703.3(1) of the 2024 IRC. The Clickclad Aluminum siding must be installed over exterior walls including the code prescribed water-resistive barrier and sheathing products.

### 4.2 Types I-IV Construction

Clickclad aluminum siding is classified noncombustible and can be used as exterior cladding in Types I-IV construction when installed in accordance with this report with the following limitations:

**4.2.1: Any Combustible Water Resistive Barriers:** Clickclad aluminum siding is approved for use as exterior cladding in Types I-IV construction when installed with a combustible water-resistive barrier where the building is limited to  $\leq 40$  ft (12.2 m) measured from grade.

**4.2.2: Restricted Combustible Water Resistive Barriers:** Clickclad Aluminum Siding products are approved for use as exterior cladding in Types I-IV construction when installed with a combustible water resistive barrier in buildings  $> 40$  ft (12.2 m) height where the water resistive barrier is the only combustible component meeting the following criteria:

1. The water-resistive barrier has a flame spread of  $\leq 25$  and smoke developed index of  $\leq 450$  when evaluated in accordance with ASTM E84 or UL 723, and
2. The water-resistive barrier meets the following criteria when evaluated to ASTM E1354 at the intended installed thickness tested in the horizontal orientation with an applied heat flux of 50 kW/m<sup>2</sup>:
  - a. Peak heat release rate of  $\leq 150$  kW/m<sup>2</sup>
  - b. Total heat release of  $\leq 20$  MJ/m<sup>2</sup>
  - c. Effective heat of combustion of  $\leq 17$  MJ/kg

## 5.0 LIMITATIONS

- Clickclad Aluminum Siding are to be installed in accordance with the manufacturer's installation instructions, the applicable code and this report. Where differences exist between documents, the applicable code and this report shall be followed.
- Where Clickclad Aluminum Siding products are used in Types I-IV construction, installation is to be in accordance with Sections 4.2 of this report.
- The ability of the substructure to resist the applied wind loads transferred through the Clickclad system is outside the scope of this report.
- Clickclad Aluminum Siding products require installation with fasteners of the same material or approved for direct aluminum contact, or isolated from the aluminum by an approved coating.
- Clickclad Aluminum Siding was evaluated in accordance with AAMA 1402, as referenced in the IBC Section 1403.5.1, with the exception of the coating. Evaluation of the coating per Section 3.2.4 of AAMA 1402 is outside the scope of this code evaluation report.
- Clickclad Aluminum Siding is fabricated in Gardena, CA under an approved quality program with inspections by QAI Laboratories.

## 6.0 SUPPORTING INFORMATION:

The following data has been submitted for evaluation of Clickclad Aluminum Siding products:

- Data outlining compliance with AAMA 1402 (American Architectural Manufacturers Association Standard Specifications for Aluminum Siding, Soffit and Fascia).
- Data evaluating non-combustibility in accordance with ASTM E136.
- Data evaluating flame spread in accordance with ASTM E84.

## 7.0 MARKING:

Each bundle of siding is marked with the following information.

- Report Holders Name: Clickclad Aluminum Siding
- Report Holders Address: 1270 West 134 St., Gardena, CA 90247
- Siding Model Code
- Siding Color
- QAI CER Number: CER<sub>US</sub>-1051
- QAI Certification Mark as shown here.





# CODE EVALUATION REPORT

## 8.0 RESULTS / RATINGS:

### 8.1 Allowable Load Capacities

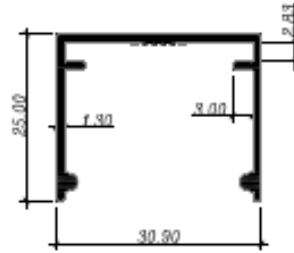
Configuration	Stud Spacing (in.) <sup>1</sup>	Click Rail Fastening Method	Fastener Type <sup>2</sup>	Click Rail Fastener Spacing (in)	Clickclad Siding profile width	Allowable Static Design Load (psf) <sup>3</sup>
1	16	Face screwed into stud	Minimum #6 x 2-inch (51mm)	16 (40.6mm)	≤6-inch face	70
2	16	Face screwed into stud	Minimum #6 x 2-inch (51mm)	16 (40.6mm)	≤4-inch face	235

Footnotes:

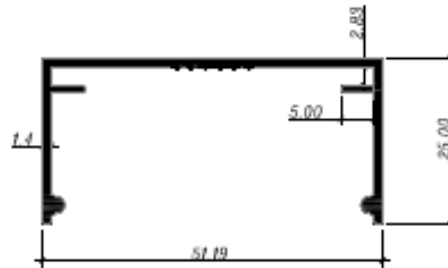
1. Connection of sheathing to framing is outside the scope of this report and is to be in accordance with applicable code.
2. Where gypsum -based sheathing is used, fastener length is required to be increased by the thickness of the sheathing.
3. Allowable static load is determined in accordance with AAMA 1402 with factory of safety of 1.5 applied.

## 9.0 PRODUCT DETAILS

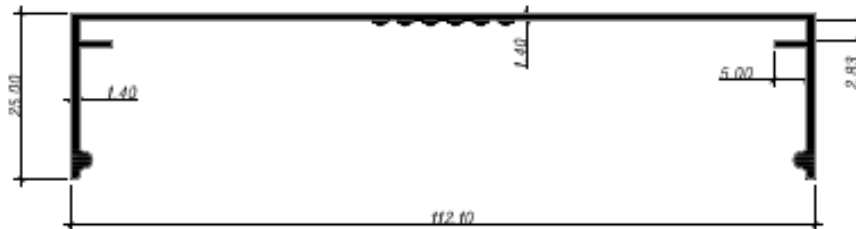
### 9.1 Clickclad Aluminum Siding Profiles



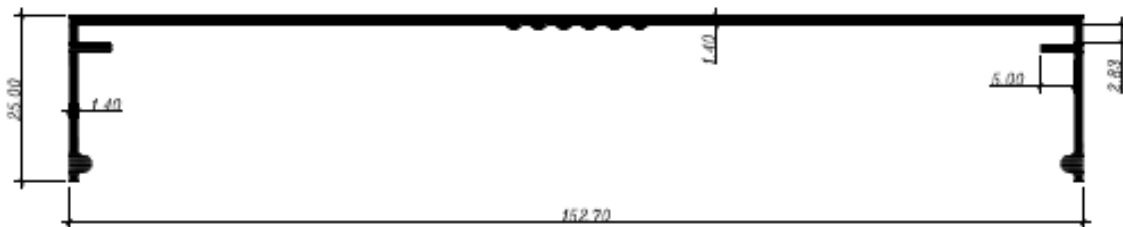
CODE : C-01  
PROFILE : Clip 1.2" High  
WEIGHT : 0.34kg/m



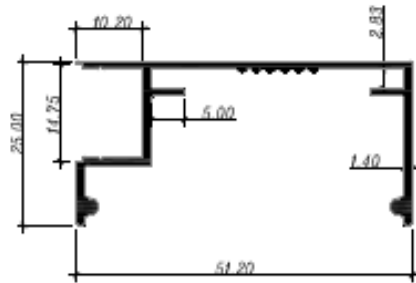
CODE : C-02  
PROFILE : Clip 2" High  
WEIGHT : 0.41kg/m



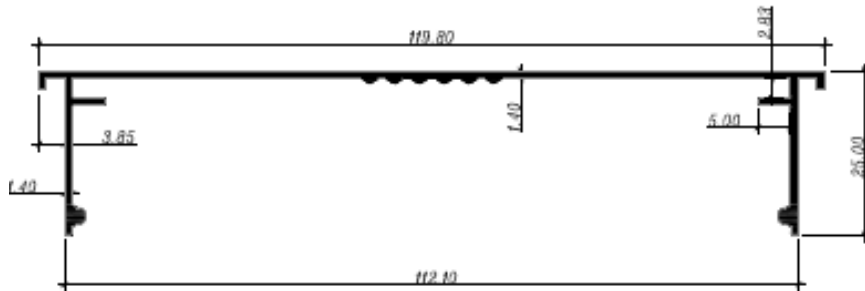
CODE : C-03  
PROFILE : Clip 4" High  
WEIGHT : 0.632kg/m



CODE : C-04  
PROFILE : Clip 6" High  
WEIGHT : 0.85kg/m



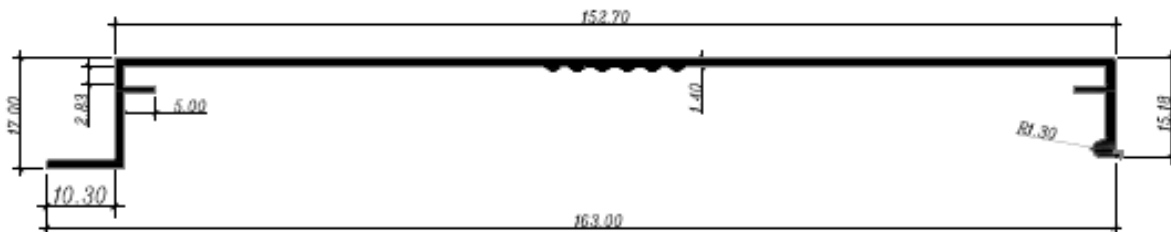
CODE : C-07  
PROFILE : Clip 2" LED High  
WEIGHT : 0.46kg/m



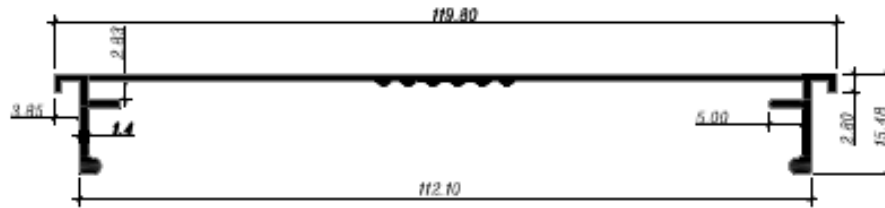
CODE : C-08  
PROFILE : Clip 4" Close High  
WEIGHT : 0.63kg/m



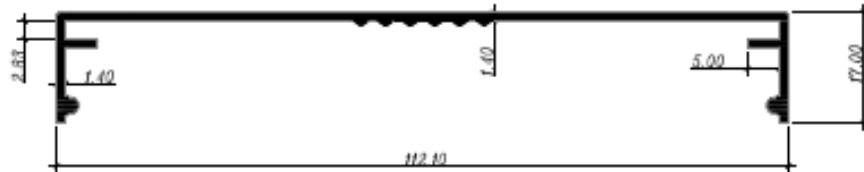
CODE : C-09  
PROFILE : Clip 6" High Water Proof Cladding  
WEIGHT : 0.818kg/m



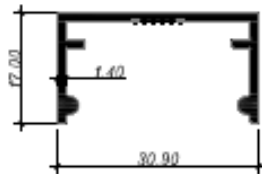
CODE : C-10  
PROFILE : Clip 6" Low Water Proof Siding  
WEIGHT : 0.75kg/m



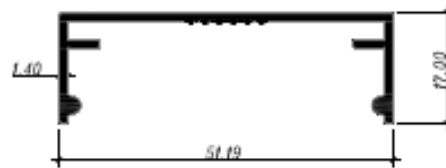
CODE : C-011  
PROFILE : Clip 4" Close Low  
WEIGHT : 0.607kg/m



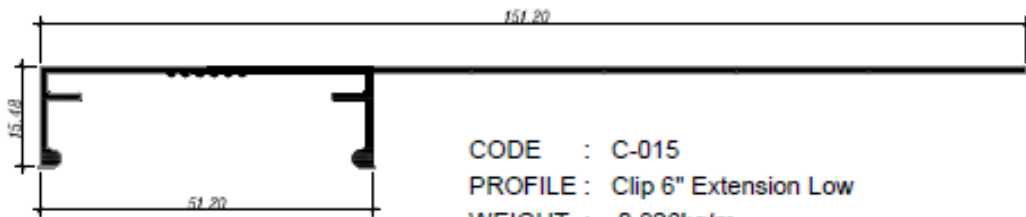
CODE : C-012  
PROFILE : Clip 4" Low  
WEIGHT : 0.543kg/m



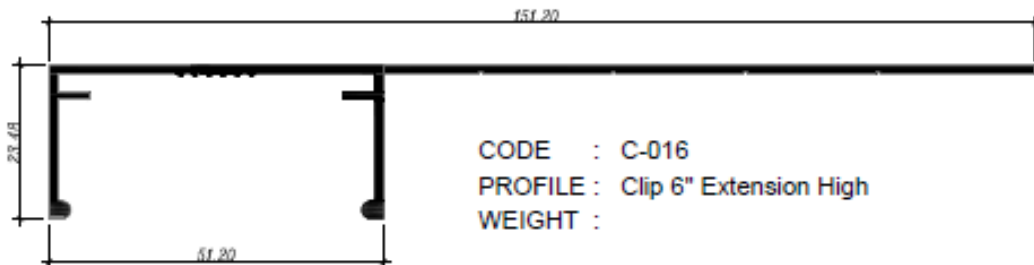
CODE : C-013  
PROFILE : Clip 1.2" Low  
WEIGHT : 0.270kg/m



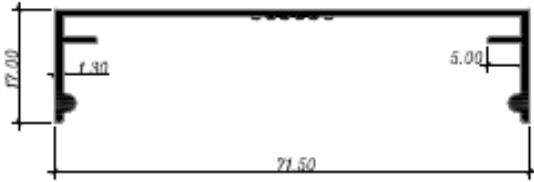
CODE : C-014  
PROFILE : Clip 2" Low  
WEIGHT : 0.350kg/m



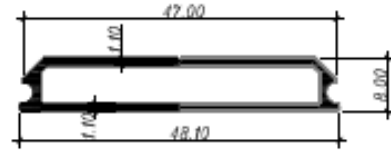
CODE : C-015  
PROFILE : Clip 6" Extension Low  
WEIGHT : 0.826kg/m



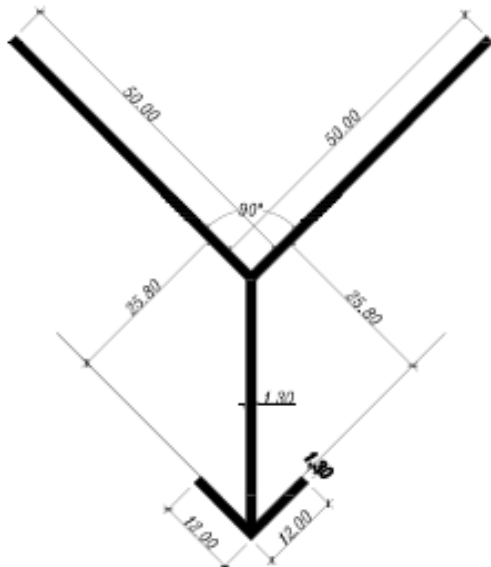
CODE : C-016  
PROFILE : Clip 6" Extension High  
WEIGHT :



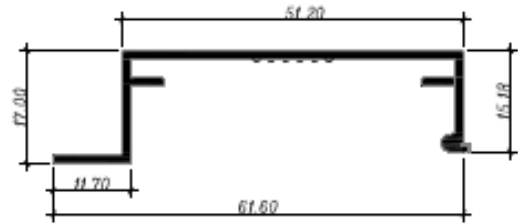
CODE : C-017  
PROFILE : Clip 3" Low  
WEIGHT : 0.422kg/m



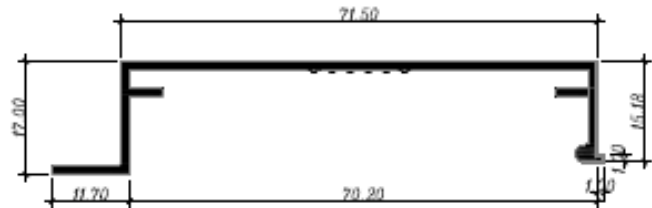
CODE : C-018  
PROFILE : Back Cover 2"  
WEIGHT : 0.344kg/m



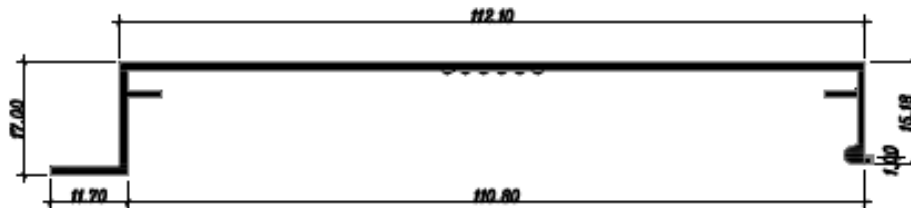
CODE : C-019  
PROFILE : Corner Low  
System  
WEIGHT : 0.568kg/m



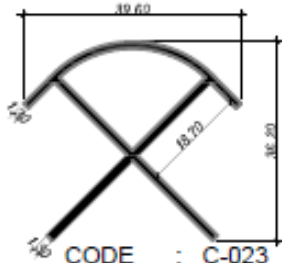
CODE : C-020  
PROFILE : Clip 2" Low Water Tight  
WEIGHT : 0.376kg/m



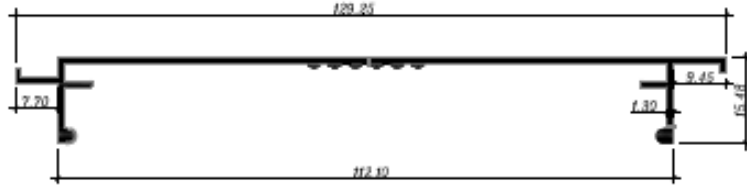
CODE : C-021  
PROFILE : Clip 3" Low Water Tight  
WEIGHT : 0.442kg/m



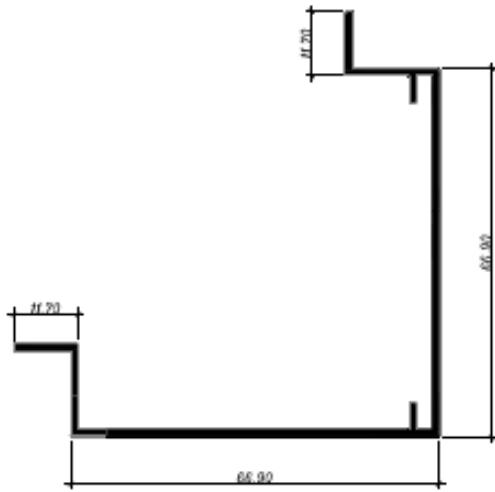
CODE : C-022  
PROFILE : Clip 4" Low Water Tight  
WEIGHT : 0.594kg/m



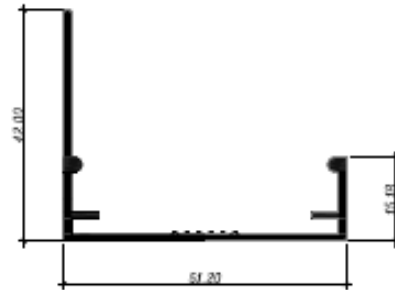
CODE : C-023  
PROFILE : Round Corner Finish  
WEIGHT : 0.445kg/m



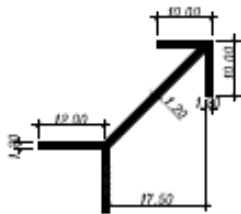
CODE : C-024  
PROFILE : Clip 4" Close Low II  
WEIGHT :



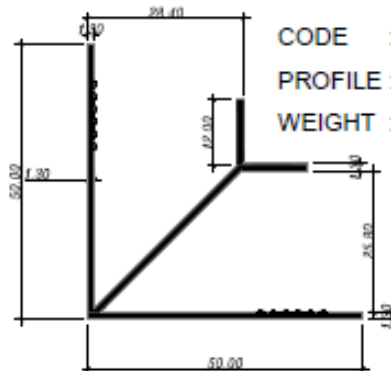
CODE : C-025  
PROFILE : Corner II Low  
WEIGHT :



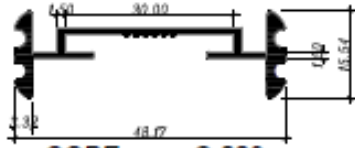
CODE : C-026  
PROFILE : Clip 2" Low Finish  
WEIGHT :



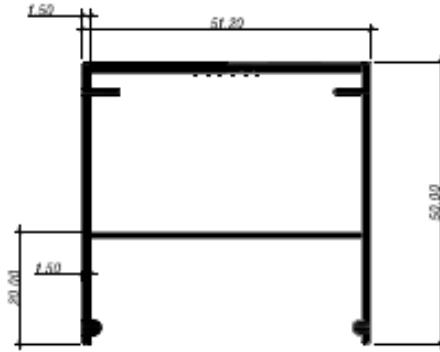
CODE : C-027  
PROFILE : Corner System II Low  
WEIGHT :



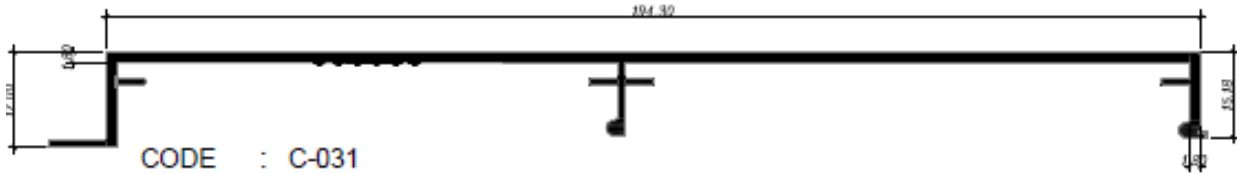
CODE : C-028  
PROFILE : Corner System High  
WEIGHT : 0.567kg/m



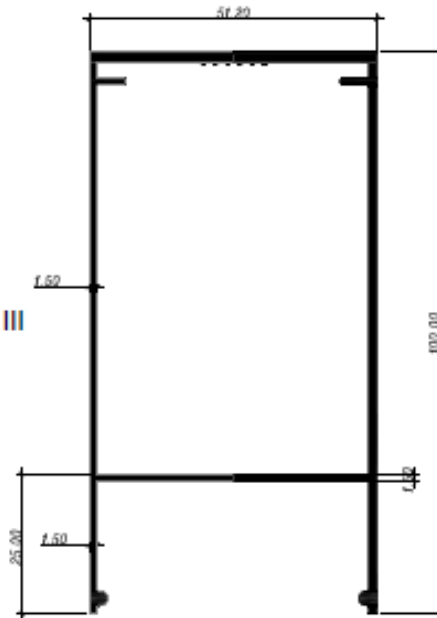
CODE : C-029  
PROFILE : Adapter for 2" Clip  
WEIGHT : 0.437kg/m



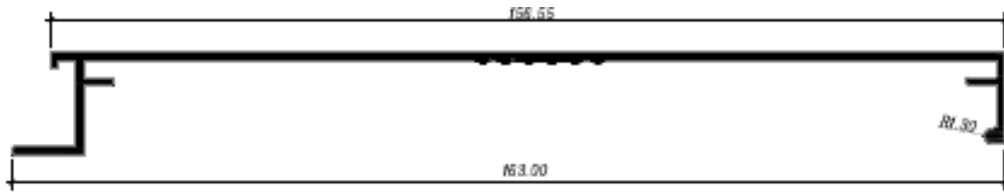
CODE : C-030  
PROFILE : Clip 2" High II  
WEIGHT :



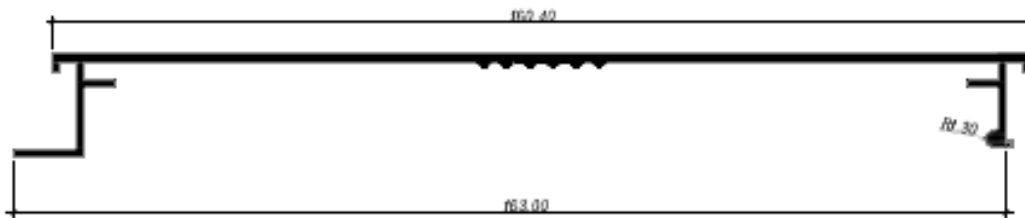
CODE : C-031  
PROFILE : Clip 8" Low Water Proof Cladding  
WEIGHT :



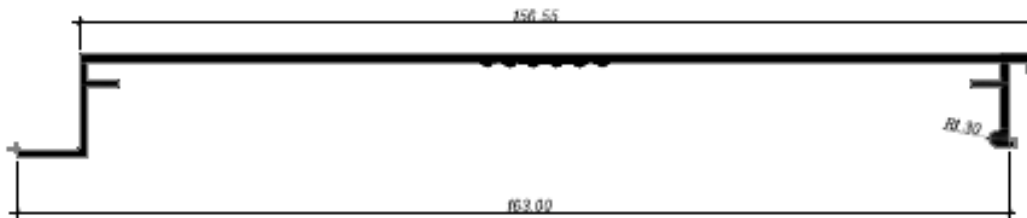
CODE : C-032  
PROFILE : Clip 2" High III  
WEIGHT : 1.301kg/m



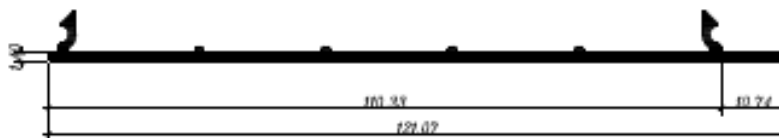
CODE : C-033 A  
PROFILE : Clip 6" Close Low /Water Proof Cladding A  
WEIGHT :



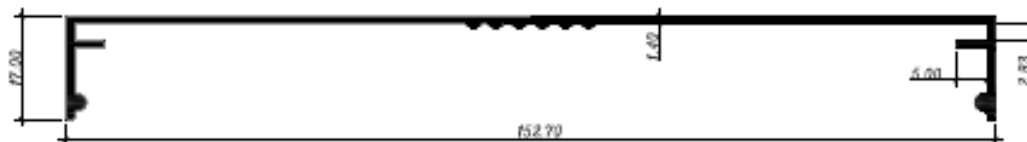
CODE : C-033 B  
PROFILE : Clip 6" Close Low /Water Proof Cladding B  
WEIGHT :



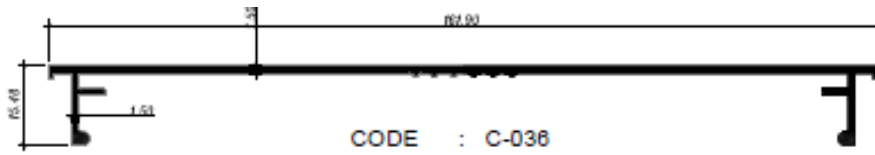
CODE : C-033 C  
PROFILE : Clip 6" Close Low /Water Proof Cladding C  
WEIGHT :



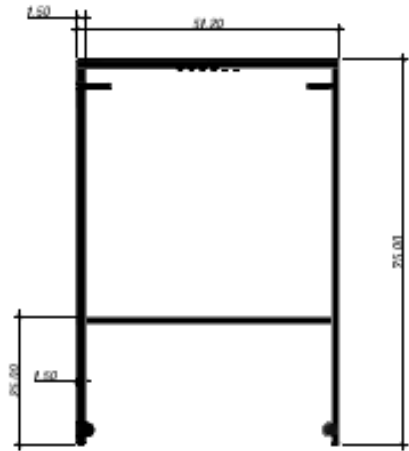
CODE : C-034  
PROFILE : Clip 4" back Cover  
WEIGHT :



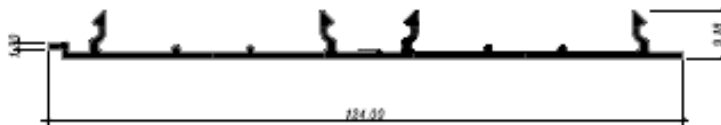
CODE : C-035  
PROFILE : Clip 6" Low  
WEIGHT :



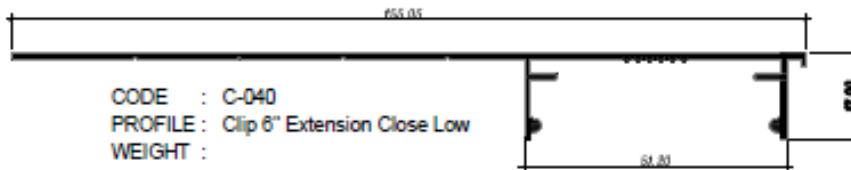
CODE : C-038  
PROFILE : Clip 6" Close Low  
WEIGHT :



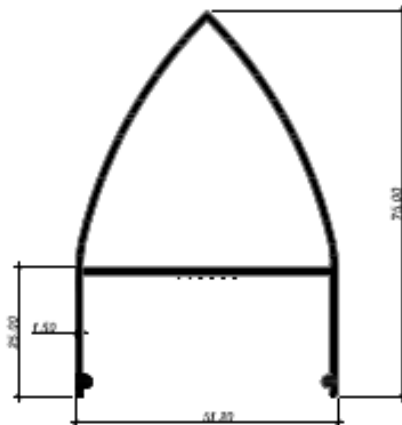
CODE : C-038  
PROFILE : Clip 2" High V  
WEIGHT :



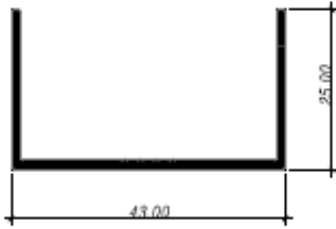
CODE : C-039  
PROFILE : Clip 2"- 4" back Cover  
WEIGHT : 0.601kg/m



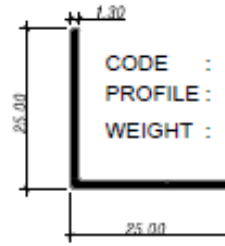
CODE : C-040  
PROFILE : Clip 6" Extension Close Low  
WEIGHT :



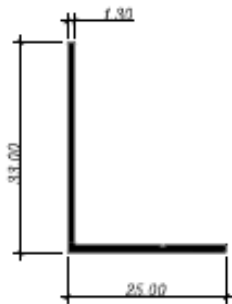
CODE : C-041  
PROFILE : Clip 2" High VI  
WEIGHT :



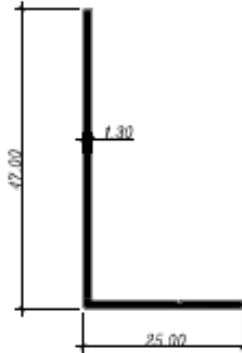
CODE : C-045  
PROFILE : U Channel  
WEIGHT : 0.350kg/m



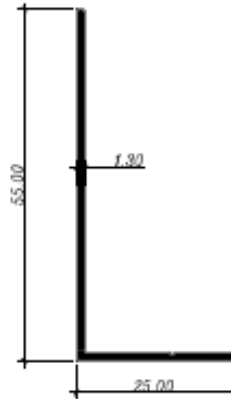
CODE : C-054  
PROFILE : Finish Angle 1\"X1\"  
WEIGHT : 0.154kg/m



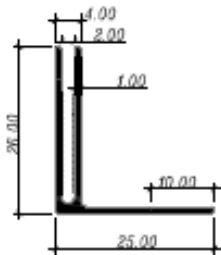
CODE : C-055  
PROFILE : Finish Angle 1\"X 1.3\"  
WEIGHT : 0.184kg/m



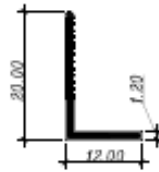
CODE : C-056  
PROFILE : Finish Angle 1\"X 1.85\"  
WEIGHT : 0.232kg/m



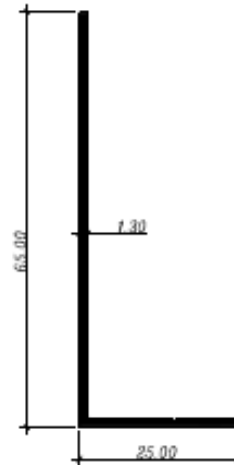
CODE : C-057  
PROFILE : Finish Angle 1\"X 2.36\"  
WEIGHT : 0.240kg/m



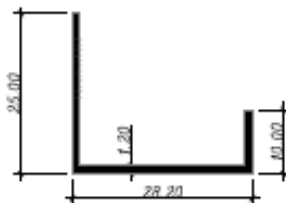
CODE : C-058  
PROFILE : Adjustable Angle A  
WEIGHT : 0.238kg/m



CODE : C-059  
PROFILE : Adjustable Angle B  
WEIGHT : 0.138kg/m

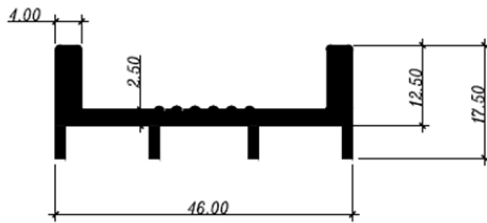


CODE : C-060  
PROFILE : Finish Angle 1\"X 2.58\"  
WEIGHT :

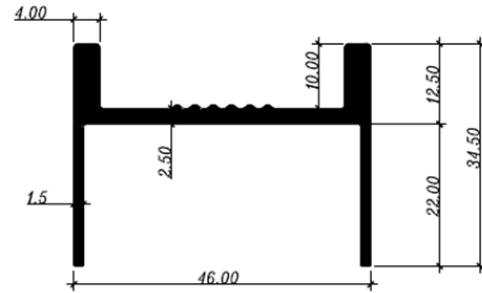


CODE : C-061  
PROFILE : 1 Pcs Trim Finish  
WEIGHT : 0.195kg/m

## 9.2 Click Rail



CODE : C-05  
PROFILE : Low Rail  
WEIGHT : 0.59kg/m

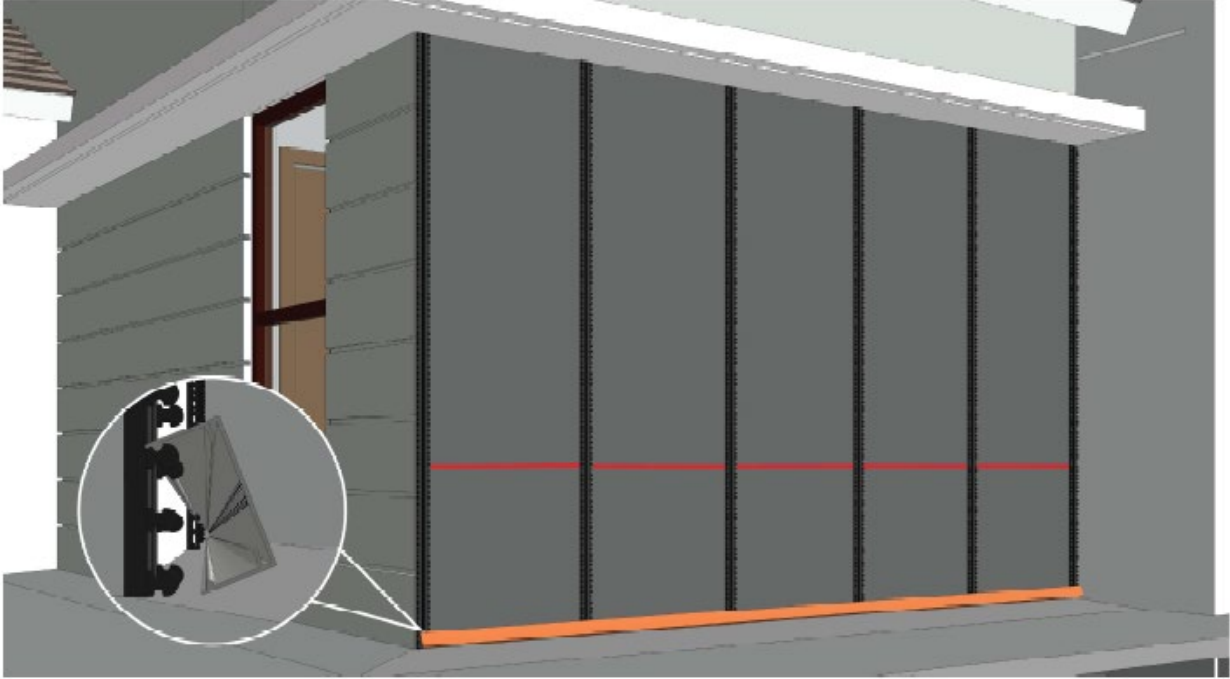


CODE : C-06  
PROFILE : High Rail  
WEIGHT : 0.60kg/m

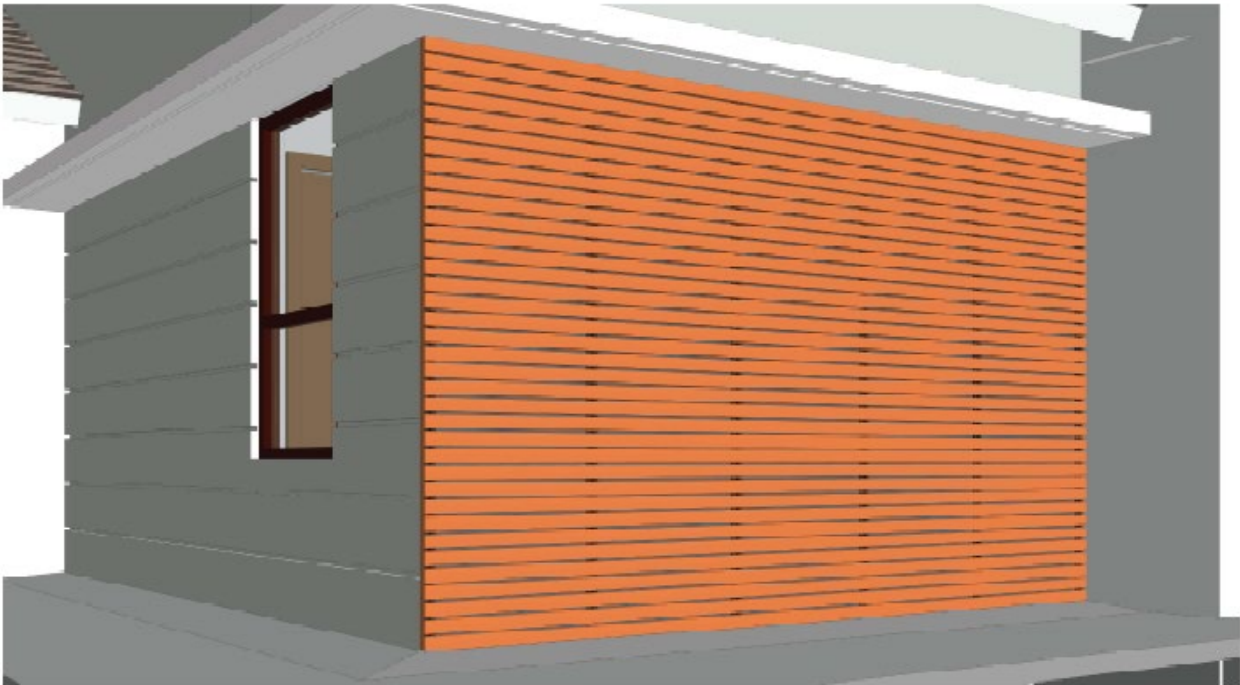
## 9.3 Clickclad Installation Details



**9.3.1** Figure of the Click Rail and Clickclad Interaction. C-011 demonstrates Clickclad Tight gap system, C-012 demonstrates Clickclad open gap system and C-022 demonstrates Clickclad waterproof system.



**9.3.2 Figure of Click rail installed vertically on the wall**



**9.3.3 Figure of finished Clickclad Wall System.**



## 10.0 SUPPLEMENTAL CODES

### 10.1 2022 California Building Code (CBC) and California Residential Code (CRC)

#### 10.1.1 2022 California Building Code (CBC)

Clickclad Aluminum Siding as detailed in Section 2.0 through Section 9.0 of CER<sub>US</sub>-1051 comply with the 2022 California Building Code when installed with the applicable building codes and this report.

Clickclad Aluminum Siding when installed in accordance with this report may be used in the exterior construction of new buildings located in a Fire Hazard Severity Zone within State Responsibility Areas or Wildland-Urban Interface Fire Area as the requirements of CBC Section 707.3 are met. The Clickclad Aluminum Siding complies with the noncombustible material performance requirements of CBC Section 707A.3 when tested in accordance with ASTM E136.

#### 10.1.2 2022 California Residential Code (CRC)

Clickclad Aluminum Siding as detailed in Section 2.0 through Section 9.0 of CER<sub>US</sub>-1051 comply with the 2022 California Residential Code when installed with the applicable building codes and this report.

Clickclad Aluminum Siding when installed in accordance with this report may be used in the exterior construction of new buildings located in a Fire Hazard Severity Zone within State Responsibility Areas or Wildland-Urban Interface Fire Area as the requirements of CRC Section R337.7.3 are met. The Clickclad Aluminum Siding complies with the noncombustible material performance requirements of CBC Section 707A.3 when tested in accordance with ASTM E136.

## 11.0 ELIGIBILITY OF REPORT

QAI's Code Evaluation Report complies with the 2021 / 2018 / 2015 IBC Section 104.11 *Alternative materials, design and methods of construction and equipment* subsection 104.11.1 *Research Reports*. Supporting data has been evaluated by QAI for compliance of the noted materials and assemblies to the applicable code by QAI, and *approved* source as detailed below.

The attached report has been reviewed by a QAI Registered Professional Engineer approved by the specific state Board of Professional Engineers noted on the specific P.E. seal(s).

Per section 1703 of the IBC, QAI is an independent third-party testing, inspection and certification agency accredited by the International Accreditation Service, Inc. (IAS) for this specific scope (see IAS PCA-118, PCA-119). QAI can confirm that based on its IAS accreditation it meets IBC Section 1703.1 on Independence, Section 1703.1.2 on Equipment and Section 1703.1 on Personnel.

This Evaluation report has been designed to meet the performance requirements of IBC Section 1703.4 and contains the required information to show the product, material or assembly meets the applicable code requirements.

The product is labeled per section IBC 1703 and subject to follow-up inspection per IBC 1703.6 using QAI IAS accredited ISO 17020 inspection program (see IAS AA-635, AA-723).

For more information regarding QAI Laboratories, please visit [www.qai.org](http://www.qai.org).



The above is an example of the QAI registered Listing mark. The Listing mark may only be used by the Report Holder per the QAI service agreement on products defined in this report. The 'us' indicator in the 8 o'clock position indicates the product complies with the properties evaluated with limitations outlined in this report for use in the US market. A 'c' indicator in the 4 o'clock position indicates the product has been evaluated for use in the Canadian market.

## 12.0 REFERENCED STANDARDS

AAMA 1402 *American Architectural Manufacturers Association Standard Specifications for Aluminum Siding, Soffit and Fascia*

ASTM E136 *Standard Test Method for Assessing Combustibility of Materials Using a Vertical Tube Furnace at 750°C.*

ASTM E84 *Standard Test Method for Surface Burning Characteristics of Building Materials*

